


QUICK-STEP®
FLOOR DESIGNERS




LAMINATE

COLLECTION 2019 - 2020
AUSTRALIA



IMU1849



COL21001



MJ3551






MJ3545



CLM1656



EL3581

Welcome

- 04 Carefree living, timeless beauty
- 07 Resisting everything, even water

Collection

- 08 Create your own living space
- 14 Let us guide you to the perfect floor
- 16 Range overview
- 18 The details make the difference
- 21 Discover the full laminate collection

Installation

- 28 Install your floor without a hassle!
- 29 Underlay is not an idle luxury

Finishing

- 30 Finish perfectly

Cleaning

- 32 Keep your floor in top condition

Cover photo IMU4446

Carefree living, timeless beauty



Years of carefree living

Quick-Step laminate floors are designed to last a lifetime. They easily stand up to the challenges of high heels, races with toy trucks and most falling objects. Thanks to their Scratch Guard top layer, all of our floors are up to ten times more scratch resistant than regular laminates.

A Quick-Step floor is very easy to maintain. Down to the joints, the floor's surface is sealed: bacteria, dirt and even most spills won't penetrate the floor, which means easy and worry-free cleaning. Not sure what products to use to maintain your floor in the best possible way? Discover our ranges on page 32.




Say goodbye to moisture problems

All Quick-Step laminate ranges (except Eligna Wide) have an innovative, water-repellent HydroSeal coating that covers every groove, preventing water from penetrating the surface of your floor. Cleaning has never been so easy!

Natural beauty in every detail

From finding the perfect plank structure to carefully balancing colour and bevel: creating unique and attractive floors is our mission. Thanks to their true-to-life features, our wood designs look exactly like the real deal.



Easy installation in 1-2-3

When you've found your dream floor, you want to get it installed as quickly and easily as possible. The Quick-Step Uniclic® and Multifit click systems ensure a worry-free installation, even in tight corners and under radiators.



How to install your laminate floor

Installing a laminate floor is very easy. Let us help you with our installation videos at bit.ly/ytquickstep





Resisting everything, even water!

Meet the latest generation of laminate floors. Floors that don't just look exceptionally stylish and natural, but can also take a knock or two and above all have a waterproof surface.

Spilled a drink? Did the kids play with water? Don't panic, the liquid won't be absorbed by the floor and you can mop it up immediately. Most of our laminate collections – Majestic, Impressive (Ultra), Colonial Plus, Eligna and Classic – have a water-repellent HydroSeal coating. The floor's surface is completely sealed, so bacteria, dirt and even spillages don't stand a chance. They can simply be wiped off with a damp cloth, leaving a clean, hygienic surface. These waterproof surfaces make cleaning easier than ever!


On top of that, your new Quick-Step laminate floor also has a wear warranty of up to 25 years, guaranteeing many years of worry-free pleasure in your home.



Discover our full collection of laminate ranges with a waterproof surface on pages 21-26



OTHER LAMINATE BRANDS



QUICK-STEP®

Create your own living space



More inspiration on
www.quick-step.com.au

A beautiful interior starts with a good foundation. The floor could be considered as the fifth wall and therefore it should not be overlooked. Whatever your style, whatever your room, Quick-Step has the right floor: from light, sleek floors to warm brown classics and even reclaimed floors with knots and cracks.











The top layer of every Quick-Step laminate floor is finished with an ultra-protective Scratch Guard layer which gives the floor a high scratch resistance, ideal for all uses, especially in the kitchen. Moreover, our Majestic, Impressive (Ultra), Eligna, Colonial Plus and Classic floors have a unique water-repellent coating which protects your floor from excess surface moisture.



Let us guide you to the perfect floor

Choosing a new floor can raise a lot of questions: which colour should I go for? Which floor matches my style and my interior? Check out our FloorExplorer and RoomViewer online – we will help you make up your mind.



CLM1658

FLOOR EXPLORER

3 EASY STEPS TO FIND YOUR PERFECT FLOOR


With so many flooring options to choose from, making the right decision can be a challenge. That's why we have introduced the online FloorExplorer tool: in three simple steps, you will get a selection of floors that perfectly match your personal needs and style.

Why not give it a try?
Enter the FloorExplorer at
www.quick-step.com.au

1 SELECT A ROOM



2 CHOOSE A COLOUR



3 DEFINE YOUR STYLE



ROOM VIEWER

GET A PREVIEW OF YOUR FAVOURITE FLOORS


Wouldn't it be great if you could try out several floors first before making a final decision? Or even preview them in your own interior? With the online RoomViewer tool, you can do just that. Get lifelike previews and make sure that your final decision is the right one.

Try it out now!
Launch the RoomViewer at
www.quick-step.com.au



DISCOVER YOUR PERFECT FLOOR ON WWW.QUICK-STEP.COM.AU

Range overview

	waterproof surface	dimensions	thickness	bevels
MAJESTIC		 205 x 24 cm	≡ 9.5 mm	
COLONIAL PLUS		 205 x 16.7 cm	≡ 9 mm	
IMPRESSIVE ULTRA		 138 x 19 cm	≡ 12 mm	
IMPRESSIVE		 138 x 19 cm	≡ 8 mm	
ELIGNA		 138 x 15.6 cm	≡ 8 mm	0
ELIGNA WIDE		 138 x 19 cm	≡ 8 mm	0 / 
CLASSIC		 120 x 19 cm	≡ 8 mm	0 / 



CLASS 32

For residential or light commercial use.
Normal daily use in ordinary living spaces.





































CLASS 33

For commercial use.
Extra wear-resistant floors for areas with higher usage.

*Majestic, Impressive, Largo, Eligna, Eligna Wide, Classic and Colonial Plus have been produced using class 32 technology and components. Some of the EN 13329 test methods are not fully applicable. For more information: www.quick-step.com

Impressive Ultra has been produced using class 33 technology and components.

**Commercial warranty upon request.

pack	installation	performance level*	warranty**
6 x  = 2.952 m ²	 PATENTED TECHNOLOGY		 
6 x  = 2.054 m ²	 PATENTED TECHNOLOGY		 
5 x  = 1.311 m ²	 PATENTED TECHNOLOGY		 
7 x  = 1.835 m ²	 PATENTED TECHNOLOGY		 
8 x  = 1.722 m ²	 PATENTED TECHNOLOGY		 
7 x  = 1.835 m ²	 PATENTED TECHNOLOGY		
7 x  = 1.596 m ²	 PATENTED TECHNOLOGY		 



The details make the difference

Each laminate floor has its own story and a unique look and feel. The Quick-Step designers carefully select the structure, treatment, finish and bevel, perfectly in line with the character of each floor design.



EL3573



The icons indicate the specific design characteristics of every floor.

Structure



Elegant wood structure

A subtle surface texture with a fine grain structure that gives a wood effect with a very natural look and feel.



Natural wood structure

A surface texture where the grain, knots and cracks that are visible in the design can also be felt in the surface. Just like real wood.



Intense wood structure

This distinct structure has varying depths and gloss levels accentuating the knots and cracks. The design and surface is more pronounced than the natural wood structure.

Treatment



 **Brushed**

A surface effect that gives the appearance of brushed wood. The brushed treatment adds depth and authenticity to a floor.



 **Saw cut**

This effect gives the impression of rough sawn wood thanks to the visible and tangible saw cuts.



 **Scraped**

A hand-scraped surface treatment that gives a crafted, hand-worked finish to your floor.


Bevel



 **Micro bevel**

The fine micro-beveled edges clearly delineate the planks.



 **Genuine bevel**

The bevel colour, design and structure match the surface of the floor perfectly, creating a more realistic look.



 **Impression bevel**

The impression bevel emphasises planks in a subtle way.

Finishing



 **Extra matt finish**

An extra matt surface look.



 **Matt finish**

A matt surface look.



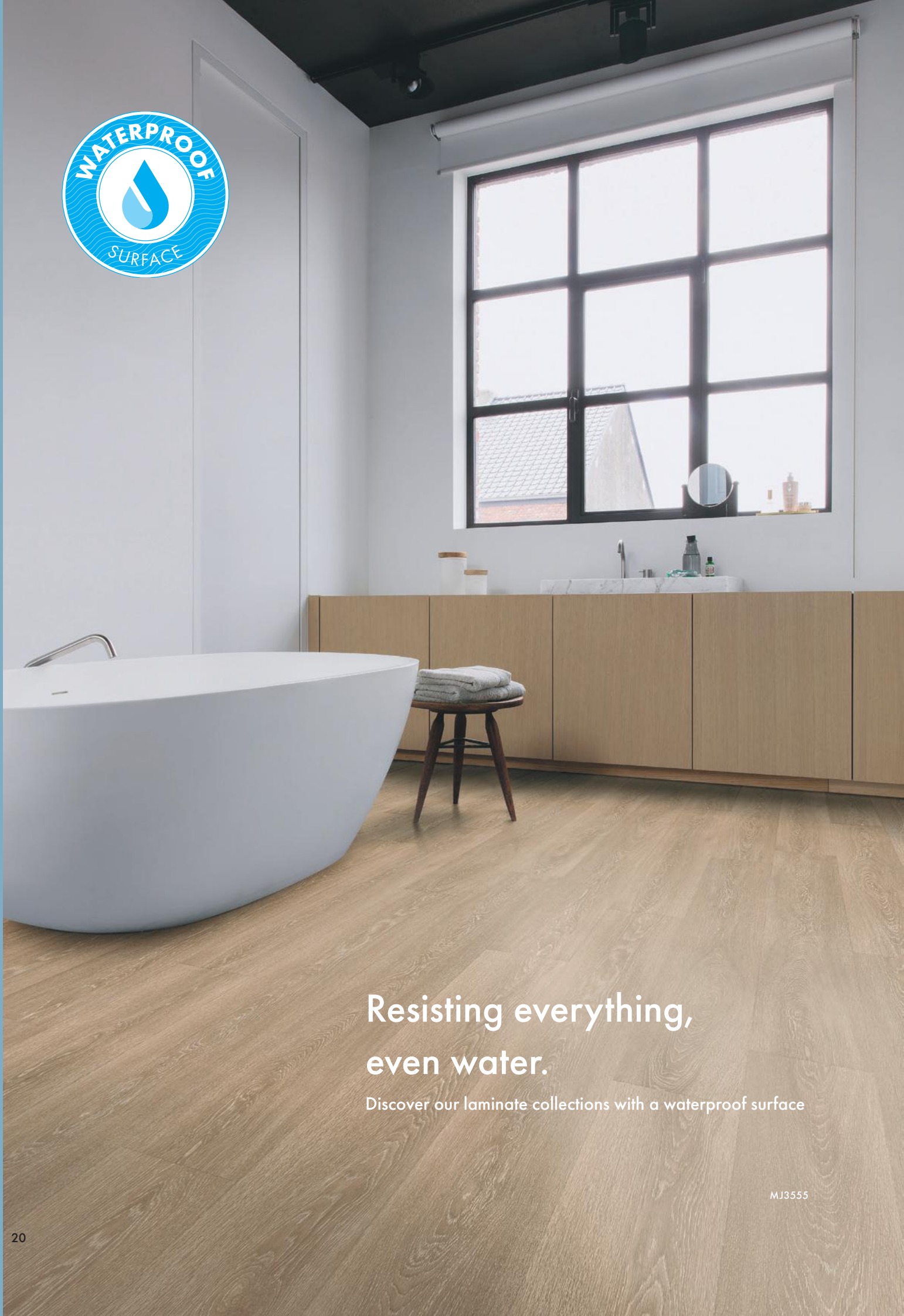
 **Silk/matt finish**

The varying gloss levels accentuate the floor structure.



 **Silk finish**

A silk surface look.





Resisting everything,
even water.

Discover our laminate collections with a waterproof surface


MJ3555

MAJESTIC


MJ 
205 x 24 cm  9.5mm

9.5 mm; long and wide planks with the most natural look and water-resistant technology, for a truly majestic look


Resisting everything, even water!



  
VALLEY OAK LIGHT BEIGE
MJ3554




  
DESERT OAK LIGHT NATURAL
MJ3550




  
WOODLAND OAK BEIGE
MJ 3545




  
VALLEY OAK LIGHT BROWN
MJ3555




  
BLACKBUTT
MJ4253




  
DESERT OAK WARM NATURAL
MJ3551




  
SPOTTED GUM
MJ4254



   
DESERT OAK BRUSHED GREY
MJ3552



  
WOODLAND OAK BROWN
MJ3548



   
DESERT OAK BRUSHED DARK BROWN
MJ3553



Too many options to choose from?



Not sure which floor is your absolute favourite? The RoomViewer helps you make your choice. Try out your options on www.quick-step.com.au



Please note: The printed designs give an idea of the actual colour and nuances of the pattern but are not true to nature. The patterns shown are only a sample and are not fully representative of all the different nuances within the design. For a representative view of the surface structure and joint-finishing of a plank, please ask your dealer for more advice.


Finishing:  Extra matt finish  Matt finish  Silk/matt finish  Silk finish | Bevels:  Micro bevel  Genuine bevel  Impression bevel

Australian species  | Structure:  Elegant wood structure  Natural wood structure  Intense wood structure | Treatment:  Brushed  Saw cut  Scraped


IMPRESSIVE ULTRA IMPRESSIVE

IMU 
138 x 19 cm  12 mm


IM 
138 x 19 cm  8 mm




  
SOFT OAK LIGHT
IMU1854 | IM1854




  
CLASSIC OAK BEIGE
IMU1847 | IM1847




  
WHITE VARNISHED OAK
IMU3105 | IM3105




  
SOFT OAK MEDIUM
IMU1856 | IM1856




  
SOFT OAK LIGHT BROWN
IMU3557 | IM3557




  
SAW CUT OAK GREY
IMU1858 | IM1858




  
SOFT OAK GREY
IMU3558 | IM3558




  
SOFT OAK NATURAL
IMU1855 | IM1855




  
CLASSIC OAK NATURAL
IMU1848 | IM1848



  
BLACKBUTT
IMU3805 | IM3805



  
SPOTTED GUM
IMU4446 | IM4446



  
CLASSIC OAK BROWN
IMU1849 | IM1849



Use the Hydrokit and PE Foam in wet areas to ensure your Majestic, Impressive (Ultra), Eligna, Colonial Plus and Classic floors have a waterproof surface. In addition, you benefit from a Residential Wet Area Warranty.



IMU: 12 mm medium planks with the most natural look, water-resistant technology and advanced surface protection | IM: 8 mm medium planks with the most natural look and water-resistant technology

Resisting everything, even water!



IMU3558

COLONIAL PLUS


COL 
205 x 16.7 cm  9 mm

Vivid and realistic looking 9mm laminate with a matt brushed surface and water-resistant technology, featuring 4 stunning Australian hardwood designs


Resisting everything, even water!




DUNE OAK
COL21004





NOMAD OAK
COL21005




 
BLACKBUTT
COL21000




 
SPOTTED GUM
COL21001




BRONZED OAK
COL21006





VIVID OAK
COL21007



 
SYDNEY BLUE GUM
COL21002



 
JARRAH
COL21003



COL21002

ELIGNA

EL
138 x 15.6 cm ≡ 8 mm

8 mm elegant plank with water-resistant technology and a smooth finish for a streamlined appearance of your interior

Resisting everything,
even water!



 **ESTATE OAK LIGHT GREY**
EL3573




 **ESTATE OAK BEIGE**
EL3574




 **VENICE OAK BEIGE**
EL3907




 **VENICE OAK NATURAL**
EL3908




 **LIGHT GREY VARNISHED OAK**
EL1304




 **WHITE VARNISHED OAK**
EL915



 **NATURAL VARNISHED OAK**
EL896



 **VINTAGE OAK NATURAL VARNISHED**
EL995




 **BLACKBUTT**
EL1691



 **MERBAU**
EL996



 **SPOTTED GUM**
EL1689



 **NEWCASTLE OAK DARK**
EL3581



EL3104


NEW

CLASSIC


CLM 0 / 4
120 x 19 cm ≡ 8 mm

8 mm standard planks with water-resistant technology.
Floors with a variety of finishing options.


**Resisting everything,
even water!**




  
BLEACHED WHITE TEAK
CLM1290




  
MOONLIGHT OAK LIGHT
CLM1658




   
HAVANNA OAK NAT. WITH SAW CUTS
CLM1656




  
OLD OAK LIGHT GREY
CLM1405




   
NATURAL VARNISHED OAK
CLM1292



  
MIDNIGHT OAK NATURAL
CLM1487




   
BLACKBUTT 2 STRIP
CLM1690



  
MIDNIGHT OAK BROWN
CLM1488



   
SPOTTED GUM 2 STRIP
CLM1688



   
LIGHT GREY OILED OAK
CLM1294




CLM1487

ELIGNA WIDE

EL

138 x 15.6 cm \pm 8 mm

UW: 8 mm medium planks with intense wood designs and impression bevel that complement the design



CARIBBEAN OAK GREY

UW1536



RECLAIMED OAK BROWN

UW1545




RECLAIMED CHESTNUT NATURAL

UW1541



RECLAIMED CHESTNUT ANTIQUE

UW1543



RECLAIMED CHESTNUT BROWN

UW1544



UW1544

STEP 1 INSTALLATION

Install your floor without hassle!

Laying a Quick-Step floor is so easy thanks to the patented world-famous Uniclic® click system. This system is highly user-friendly, quicker to install and a lot more solid than other systems. A Quick-Step floor makes installation easy, even in the tightest corners or under radiators and doors.

1 Effortless installation, thanks to the Uniclic® click system

Quick-Step is the inventor of the Uniclic® installation system, still today the fastest, easiest and safest click-to-install system. Use the revolutionary and patented click system to effortlessly click your floor planks together.



2 Install your floor anywhere, even on floor heating and cooling

Quick-Step laminate floors are perfect for installing over underfloor heating or cooling when combined with the right underlay. (Conditions apply, refer installation instructions)

For more information:
visit www.quick-step.com.au



3 Watch the videos

See for yourself how easy it is to install a Quick-Step floor in our installation videos. Discover them on www.quick-step.com.au

Installation tools

Install your laminate floor in an easy and professional way with the handy Quick-Step installation tools.



Quick-Step® HANDSAW

With the help of the Quick-Step hand saw, floors can be fitted perfectly underneath door frames.



Quick-Step® INSTALLATION SET

Install your laminate floor in an easy and professional way with the handy Quick-Step installation set.



For a perfect installation, check out the installation videos on bit.ly/ytquickstep



Underlay is not an idle luxury

CLICK on laminate

Installing your Quick-Step laminate floor is easy thanks to the Uniclic® click system. A good underlay is an absolute necessity when laying a floor. Installing the right underlay has a major impact on the final look, quality and comfort of your Quick-Step laminate floor. Quick-Step underlays are high-quality underlays specifically designed for your new floor:

- Easy installation thanks to the self-adhesive strip
- A level, stable base that helps to prevent small irregularities and protects the click system
- Excellent acoustic and thermal insulation
- Pre-integrated damp-proof screen protects the floor from rising damp
- Suitable for floor heating and/or cooling



Quick-Step® **COMBI-LAY STANDARD**

Contents:
1 roll = 20 or 50 m²
Thickness: 2 mm

Combi-Lay Standard is no normal underlay. The dense, closed cell polyolefin foam provides excellent support, with good reduction of both reflected and impact noise.

Reflective walking sound ✓✓

Impact sound ✓✓

Floor heating OK

Damp proof screen OK



Quick-Step® **QUIET-STEP COMBI-LAY**

Contents:
1 roll = 20 or 50 m²
Thickness: 2 mm

Quiet-Step Combi-Lay is the first choice where a quiet step sound and maximum reduction in multi-storey noise is required. This high density underlay has no match when it comes to reducing foot fall noise, with a reduction of up to 30% over standard underlays.

Reflective walking sound ✓✓✓✓

Impact sound ✓✓✓

Floor heating OK

Damp proof screen OK

For the best results always start with a level subfloor. Make sure it's completely dry and free of dust and grease. For more advice about preparing your subfloor, visit www.quick-step.com.au or your local Quick-Step retailer.



STEP 2 FINISHING

Finish perfectly

Finish your floor perfectly with the Quick-Step scotia and profiles.

1 Matching colours

Quick-Step offers scotias with perfectly matching colours for every floor.



2 A wide choice

Quick-Step has a wide variety of scotias and profiles in various heights and widths.

3 Scratch-resistant

The Quick-Step scotias are scratch-resistant, protected against everyday wear and tear, and come with the same warranty as the floors.

Scotia



Quick-Step®
SCOTIA
240 x 1.7 x 1.7 cm

Quick-Step scotias offer a perfect colour match with your Quick-Step laminate floor. Extremely wear-resistant and up to 25 years warranty.

Skirting



Quick-Step®
FLEXIBLE SKIRTING
700 x 1.4 x 4 cm (to be cut to the desired length)

A beautiful finish for round pillars or curved walls. Made out of supple and durable foam. Available in the length of your choice. Use a good contact glue or a permanent construction adhesive.

Finishing tools for wet areas



Quick-Step®
PE FOAM
NEFOAMSTRIP20
20 m x 10 mm



PE foam expansion joint filler (for use in combination with the Quick-Step Hydrokit). Makes your skirting finish watertight!

Quick-Step®
HYDROKIT
QSKITTRANSP 310 ml



The Quick-Step Hydrokit is a transparent silicone for an invisible and waterproof finishing of skirting boards, profiles,...

It is advised to use the Hydrokit and PE Foam to seal the perimeter when installing Majestic, Impressive (Ultra), Colonial Plus, Eligna and Classic laminate flooring in wet areas.



Finishing profiles for floor and stairs

Quick-Step's Incizo® profile is a multifunctional finishing tool. One and the same profile can be used for all the finishes of your floor and stairs, in the matching colour. Simply cut the Incizo® basic profile to the shape required using the supplied slitter.



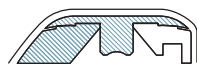
Quick-Step® Incizo®: five questions, one answer

1 How can I join two floors of the same height?



Use the Incizo® profile cut as an expansion profile.

2 How can I solve variations in height from one floor to another?



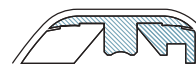

Use the Incizo® profile cut as an adapter profile.

3 How do I finish my floor along a wall or a window?



Use the Incizo® profile cut as an end profile.

4 How can I connect my floor to a carpet, and have a beautiful finish?



Use the Incizo® profile cut as a transition profile.

5 What about the finishing of my stairs?

You can cover your stairs or steps with Quick-Step planks and finish in the style of your choice with the Incizo® profile as a stair nose.



Quick-Step® INCIZO® PROFILE

QSINCP(-)

215 cm x 4.8 cm x 1.3 cm

Contents: 1 Incizo®, 1 slitter, 1 plastic rail

Quick-Step® INCIZO® ALUMINIUM SUB-PROFILE FOR STAIRS

NEINCPBASE(-)

215 cm x 7.1 cm x 2 cm

To be ordered separately, including plastic strip. The Incizo® stairs finishing cannot be used for commercial applications.

Choose the sub-profile based on the thickness and range of your floor.

NEINCPBASE1 for 7 mm laminate

NEINCPBASE2 for 8 mm laminate

NEINCPBASE5 for 9 mm laminate

NEINCPBASE3 for 9.5 mm laminate (Colonial Plus - non stair application only)

NEINCPBASE6 for 9.5 mm laminate (Majestic)

NEINCPBASE7 for 12 mm laminate



Always glue the floor panels on the stairs of your staircase.

STEP 3

CLEANING

Keep your floor in top condition



Quick-Step® CLEANING KIT

Contents: mop holder, washable microfibre mop,
Quick-Step Cleaning product 1000 ml

The cleaning products are specifically developed for Quick-Step floors. They cleanse the floor surface thoroughly and maintain the original look of your floor. No residual layers of cleaning product are left behind.

Also available separately:

Quick-Step® CLEANING PRODUCT 1000 ML

QSCLEANING1000

Quick-Step® CLEANING MOP

QSSPRAYMOP



Quick-Step® REPAIR KIT

Contents: melting knife, cleaning comb, 7 wax blocks, buffing pad

Light damage can easily be repaired in the original colour with the Repair Kit.



Check the specific colour combination for
your floor on bit.ly/ytquickstep



- ☑ We use carefully screened raw materials
- ☑ We invest in energy-efficient production
- ☑ We comply with all regulations



At Quick-Step, we realise that the world you'd love to live in' is not just a world of stylish interiors. It's also a world that shows respect for our natural environment. That's why, as a company, we make continuous efforts to minimise the ecological impacts of our products and processes. Every day, we seek new ways to recycle, reduce and renew throughout the entire Quick-Step manufacturing process.

Matching Accessories Guide

Your floor deserves a perfect finish

Flawlessly matching accessories are available for all Quick-Step laminate products. Quick-Step is committed to perfecting all aspects of flooring by meticulously colour-matching trims and profiles for all applications including stairs across all laminate ranges.

Product code	Product description	Quick-Step SCOTIA More info see page 30	Quick-Step INCIZO® More info see page 30-31
--------------	---------------------	--	--

MAJESTIC

MJ3545	WOODLAND OAK BEIGE	QSSCOT 01856	QSINCP 01856
MJ3548	WOODLAND OAK BROWN	QSFSCOT 03548	QSINCP 03548
MJ3550	DESERT OAK LIGHT NATURAL	QSFSCOT 03550	QSINCP 03550
MJ3551	DESERT OAK WARM NATURAL	QSFSCOTAU 00896	QSINCP 00896
MJ3552	DESERT OAK BRUSHED GREY	QSFSCOT 03552	QSINCP 03552
MJ3553	DESERT OAK BRUSHED DARK BROWN	QSFSCOT 01544	QSINCP 01544
MJ3554	VALLEY OAK LIGHT BEIGE	QSSCOT 01854	QSINCP 01854
MJ3555	VALLEY OAK LIGHT BROWN	QSFSCOT 03555	QSINCP 03555
MJ4253	BLACKBUTT NEW	QSFSCOT 03805	QSINCP 03805
MJ4254	SPOTTED GUM NEW	QSFSCOT 03804	QSINCP 03804

IMPRESSIVE (ULTRA)

IM/IMU1847	CLASSIC OAK BEIGE	QSSCOT 01847	QSINCP 01847
IM/IMU1848	CLASSIC OAK NATURAL	QSSCOT 01848	QSINCP 01848
IM/IMU1849	CLASSIC OAK BROWN	QSSCOT 01849	QSINCP 01849
IM/IMU1854	SOFT OAK LIGHT	QSSCOT 01854	QSINCP 01854
IM/IMU1855	SOFT OAK NATURAL	QSSCOT 01855	QSINCP 01855
IM/IMU1856	SOFT OAK MEDIUM	QSSCOT 01856	QSINCP 01856
IM/IMU1858	SAW CUT OAK GREY	QSSCOT 01858	QSINCP 01858
IM/IMU3105	WHITE VARNISHED OAK	QSSCOT 01538	QSINCP 01538
IM/IMU3557	SOFT OAK LIGHT BROWN NEW	QSSCOT 03557	QSINCP 03557
IM/IMU3558	SOFT OAK GREY NEW	QSSCOT 03558	QSINCP 03558
IM/IMU3805	BLACKBUTT	QSFSCOT 03805	QSINCP 03805
IM/IMU4446	SPOTTED GUM NEW	QSFSCOT 03804	QSINCP 03804

COLONIAL PLUS

COL21000	BLACKBUTT	QSFSCOT 21000	QSINCP 21000
COL21001	SPOTTED GUM	QSFSCOT 21001	QSINCP 21001
COL21002	SYDNEY BLUE GUM	QSFSCOT 21002	QSINCP 21002
COL21003	JARRAH	QSFSCOT 21003	QSINCP 21003
COL21004	DUNE OAK	QSFSCOT 21004	QSINCP 21004
COL21005	NOMAD OAK	QSFSCOT 21005	QSINCP 21005
COL21006	BRONZED OAK	QSFSCOT 21006	QSINCP 21006
COL21007	VIVID OAK	QSFSCOT 21007	QSINCP 21007

Product code	Product description	Quick-Step SCOTIA More info see page 30	Quick-Step INCIZO® More info see page 30-31
--------------	---------------------	--	--

ELIGNA

EL896	NATURAL VARNISHED OAK	QSFSCOT AU00896	QSINCP 00896
EL915	WHITE VARNISHED OAK	QSFSCOT 01283	QSINCP 01283
EL995	VINTAGE OAK NATURAL VARNISHED	QSFSCOT 00995	QSINCP 00995
EL996	MERBAU	QSFSCOT 00996	QSINCP 00996
EL1304	LIGHT GREY VARNISHED OAK	QSFSCOT 01304	QSINCP 01304
EL1689	SPOTTED GUM	QSFSCOT 11001	QSINCP 11001
EL1691	BLACKBUTT	QSFSCOT 11000	QSINCP 11000
EL3573	ESTATE OAK LIGHT GREY	QSFSCOT 03573	QSINCP 03573
EL3574	ESTATE OAK BEIGE	QSFSCOT 03574	QSINCP 03574
EL3907	VENICE OAK BEIGE	QSFSCOT 03576	QSINCP 03576
EL3908	VENICE OAK NATURAL	QSFSCOT 03577	QSINCP 03577
EL3581	NEWCASTLE OAK DARK	QSFSCOT 03581	QSINCP 03581

CLASSIC

CLM1290	BLEACHED WHITE TEAK	QSSCOT 01290	QSINCP 01290
CLM1292	NATURAL VARNISHED OAK	QSFSCOT 01292	QSINCP 01292
CLM1294	LIGHT GREY OILED OAK	QSFSCOT 01294	QSINCP 01294
CLM1405	OLD OAK LIGHT GREY	QSSCOT 01405	QSINCP 01405
CLM1487	MIDNIGHT OAK NATURAL	QSFSCOT AU01487	QSINCP 01487
CLM1488	MIDNIGHT OAK BROWN	QSFSCOT 01488	QSINCP 01488
CLM1656	HAVANNA OAK NATURAL WITH SAW CUTS	QSSCOT 01656	QSINCP 01656
CLM1658	MOONLIGHT OAK LIGHT	QSFSCOT 01658	QSINCP 01658
CLM1688	SPOTTED GUM 2 STRIP	QSFSCOT 11001	QSINCP 11001
CLM1690	BLACKBUTT 2 STRIP	QSFSCOT 11000	QSINCP 11000

ELIGNA WIDE

UW1536	CARIBBEAN OAK GREY	QSFSCOT 01536	QSINCP 01536
UW1541	RECLAIMED CHESTNUT NATURAL	QSFSCOT AU01541	QSINCP 01541
UW1543	RECLAIMED CHESTNUT ANTIQUE	QSFSCOT 01543	QSINCP 01543
UW1544	RECLAIMED CHESTNUT BROWN	QSFSCOT 01544	QSINCP 01544
UW1545	RECLAIMED OAK BROWN	QSFSCOT AU01545	QSINCP 01545

LAMINATE

COLLECTION 2019 - 2020



ROOM
VIEWER

Too many options to choose from?

Not sure which floor is your absolute favourite? The RoomViewer helps you make your choice. Try out your options on www.quick-step.com.au



Choose a Quick-Step® Master Installer

Once you have chosen the perfect Quick-Step floor, your installation is the next important step. Choose a Quick-Step Master Installer who will install your floor to the highest standard and with the necessary attention to detail it deserves. Even more, the Quick-Step Master Installers offer a lifetime installation warranty on any Quick-Step floor installed. Ask your local dealer for more information.

Premium
FLOORS AUSTRALIA

Quick-Step® is brought to you by Premium Floors Australia

New South Wales	Tel.: (02) 9982 3777
Victoria & Tasmania	Tel.: (03) 9798 0808
Queensland	Tel.: (07) 3273 3111
South Australia & Northern Territory	Tel.: (08) 8262 8666
Western Australia	Tel.: (08) 9240 1966
Commercial Division	Tel.: (03) 9798 0808

Your Quick•Step® point of sale

QUICK-STEP
FLOOR DESIGNERS

www.quick-step.com.au

FOLLOW US ON



www.facebook.com/QuickStepFloors



www.youtube.com/quickstepfloor www.youtube.com/PremiumFloorsAU



plus.google.com/+quickstep



www.pinterest.com/quickstepfloor



[@QuickStepFloor](https://twitter.com/QuickStepFloor)

Quick-Step® is a quality product produced by UNILIN bvba – division Flooring, Oligemstraat 3, B-8710 Wielsbeke, Belgium, Europe. COVERPHOTO IMU4446
Product images may differ from actual product. The availability of products, or the products themselves, may change at any time without notice.
Content © 2019-2020 by UNILIN bvba – division Flooring.
All rights reserved. The contents of this brochure may not be reproduced in whole or in part without prior written permission from the publisher.