



QUICK-STEP®

Timber

NEW

2014 / 2015

ReadyFlor®

DISCOVER A WORLD YOU'D LOVE TO LIVE IN



A photograph of a person's arm leaning against a tree trunk in a lush, green forest. The background is filled with dense foliage and trees, creating a serene and natural atmosphere. The text is overlaid on the right side of the image.

Share the Passion FOR WOOD

If you want warmth and grace in your home, nothing surpasses the appeal of a wood floor. You'll never tire of its exceptional beauty, and it will give you a lifetime of pleasure.

Moreover, a beautiful wood floor is the ideal basis for every style and every interior.

As a dedicated flooring company, Quick-Step is delighted to bring you a collection of innovative, real wood engineered flooring.



Why
CHOOSE
QUICK • STEP®
WOOD
FLOORING? 6

- 6 A FLOOR YOU WON'T HAVE TO WORRY ABOUT!
- 8 WHY CHOOSE QUICK • STEP®

Discover



10 BE INSPIRED

3 different styles, a choice for every taste and every room in your home.

12 AUSTRALIAN

The warmth and character displayed by the Australian Collection delivers the story of real wood.

18 INTERNATIONAL

The beauty of our International collection brings flair to your home.

22 DESIGNER

Let the Designer Collection bring style and value to your home.

Choose



28 YOUR GUIDE

We help you make the perfect choice; which wood species, dimension, structure, and design fits your home best.

32 AUSTRALIAN PLANKS

34 INTERNATIONAL PLANKS

35 DESIGNER PLANKS

Start



36 OUR ACCESSORIES

38 HOW TO INSTALL YOUR QUICK • STEP® TIMBER

Your choice: glued down or floating, both made easy thanks to the Uniclic® Multifit click system.

39 A PERFECTLY FINISHED FLOOR

Matching wood profiles for all applications.

NEW

A *Wood floor* YOU WON'T HAVE TO WORRY ABOUT

Quick-Step is a pioneer in innovation and quality, and knows how to create a perfectly engineered wooden floor. As wood is particularly influenced by fluctuations in temperature and humidity, it's essential that the various layers of the planks are perfectly attuned to each other.


Only with a careful selection of raw materials combined with a perfect control of moisture content during the production process, optimum stability and durability of your floor can be guaranteed.

Quality IN EVERY LAYER

Quick-Step Timber consists of 3 layers of stable, hard and durable wood with a protective finish applied in the factory!



We use recycled rubber wood (also known as Hevea) for the durable hardwood core of our wooden floors.



1
2
3
4



Unlike other wood floors, Quick-Step Timber can be enjoyed as soon as it is installed. There is no need to endure the dust and smells associated with onsite coating or oiling.

NATURAL FINISH

Enjoy the strong natural look of the Quick-Step finishes.

PREFINISHED

As soon as you have installed your Quick-Step Timber, you'll be able to enjoy and use it. It will save you a considerable amount of time and effort! In addition, the cost of installing Quick-Step Timber compared to traditional types of timber will be significantly lower.

1. FINISHING

S.R.T. (Scratch Resistant Technology) : 7 layers of UV-cured lacquer are applied to every board to ensure maximum protection against wear, scratches and stains.

Manufactured to the highest standards in Europe, laboratory tests reveal that S.R.T. coating shows a 30 fold improvement in the prevention of fine scratching over standard coatings. This ensures that Quick-Step Timber is simple and cost efficient to maintain.

2. TOP LAYER

A carefully selected, solid wood layer in a vast array of colours and grains. Our engineered planks have a nominal 4 mm top layer, making Quick-Step Timber as re-sandable as most traditional solid wood floors.

FIND OUT MORE about the different wood species, grain and structures on page 28.

3. CORE

The core of Quick-Step Timber provides for a durable and stable floor. This layer perfectly absorbs stress and strain, and ensures that our product remains stable in almost any conditions. The balance between the hardness and stability of the core material is key in ensuring a smooth click and a strong connection during installation.

4. BACKING LAYER

We use an environmentally friendly timber option as the backing layer for all Quick-Step Timber boards.

Why

CHOOSE QUICK-STEP®



A Heart FOR NATURE

Wood is an exceptionally renewable source material for floor coverings and for many years Quick-Step has been actively doing its best to limit the environmental impact of its activities. All incoming raw materials have been carefully screened and selected in order to be sure about their ecological origin. Moreover, our lacquer meets the strictest international emission standards and we only work with efficient and durable production processes. All of this means you can simply enjoy your wood floor knowing it was made with the utmost respect for the environment.

HEVEA CORE

Originally planted for its latex production, Hevea - the core of most of our wooden flooring - is made from trees that are better known as 'rubber trees'. After 25 years, these trees no longer yield sufficient latex and are logged. In the past, farmers used to burn them, but now Quick-Step recycles and uses the wood to produce quality Quick-Step wood flooring.



Discover how our wood flooring
is made: WATCH THE MOVIE!
www.youtube.com/quickstepfloor
Scan this with your smartphone.

Passion FOR WOOD AND DESIGN

Any idea for a new wood floor needs to be in keeping with all facets of the nature of wood. Finding the perfect balance between the character of real wood, the craftsmanship of adding coloured stains, texture and high quality finishes is key to obtain a beautiful wood floor and is what we do best at Quick-Step. Our innovative mindset, even in the very traditional wood market has enabled us to create unique products like the all new matt brushed Spotted Gum and Blackbutt.

At Quick-Step, we know that when you want a stunning one strip floor, you don't want it full of short pieces (called nested lengths), that's why we minimise our nested length ratio lower than almost every other brand... to give you the look you deserve.





Ease OF INSTALLATION

In 1997, Quick-Step launched the first integrated no-glue click system: Uniclic®. At the moment, this click system is renowned all over the world and preferred by numerous installers. We even developed a unique drop down click system specifically for our wood flooring: Uniclic® Multifit. With this system included in every Quick-Step Timber plank, your floor can be installed quickly and easily. You can install your floor yourself or have it done for you.



All our Quick-Step Timber floors are labeled. This signifies that our products have met EU consumer, safety, health and environmental standards. Indeed, all our floors are tested in recognised laboratories, meet and exceed all of the minimum requirements of quality.

TOP Quality

At Quick-Step, we combine our expertise in wood and commitment to create perfect quality floors that give you a lifetime of pleasure. We carry out that concept by giving you up to a lifetime warranty on our floors and profiles.

REAL Warranties

Any company can offer a lifetime warranty, but, more often than not, the warranty support is found to be lacking. Quick-Step doesn't just talk about giving you a lifetime warranty, we are there when you need us. With qualified representatives all over Australia, Quick-Step offers full ground support no matter where you live.

TOTAL FLOOR Solution

Not many floor specialists are able to provide the same full-service package as Quick-Step. The services we offer do not only include the floor itself, but also all of the necessary tools for a perfect installation such as profiles and maintenance products. This way, we are able to guarantee the quality of your wooden floor. Never before has a wood floor range been available with the matching profiles for all applications like the Quick-Step wood range.

On top of this, our Quick-Step store professionals will gladly provide you with valuable suggestions on how to install, finish and maintain your timber floor.



Australian



INTER

ENTER THE WORLD OF
QUICK•STEP® *inspiration*



NATIONAL



DESIGNER

Enter the world of Quick-Step Timber, where we put the nature of wood in the spotlight, granting your whole interior an ageless, timeless quality beyond comparison. The unique quality of our wood flooring combines well with any kind of design material, contributing to a warm and cosy atmosphere that is simply second to none.

WATCH OUR CAMPAIGN MOVIE
Showcasing the beauty of our
timber floors.





Australian

A collection of Australia's most popular wood flooring species.

BLACKBUTT 1STRIP | READYFLOR | GMRF18BBTSP

Quick-Step ReadyFlor is Australia's best selling pre-finished timber floor. Simply stunning in appearance and made from some of the world's finest hardwoods, using environmentally friendly resources, ReadyFlor offers excellent resistance to day-to-day wear and tear and is easy to maintain.

ReadyFlor®



BLACKBUTT 1STRIP | READYFLOR® | GMRF18BBTSP

Simply click your wood planks together with the incredible Uniclic® Multifit system. In contrast to most other click profiles, your floor can be installed quickly and easily, ensuring strong joins between boards every time.



BLACKBUTT 1STRIP | READYFLOR® | GMRF18BBTSP

SPOTTED GUM 1 STRIP | READYFLOR | GMR18SGSP

**WANT SOMETHING DIFFERENT THAN A GLOSS FINISH?
BLACKBUTT 1 STRIP AND SPOTTED GUM 1 STRIP ARE NOW
ALSO AVAILABLE IN MATT BRUSHED FINISH.**



Texture is the buzzword for flooring now with sawcuts, reclaimed finishes and industrial details set to trend. The all-new Spotted Gum and Blackbutt in Matt Brushed finish offer the beauty of the well-known and popular Australian species in a natural, rustic look. These designs are very different from their glossy siblings, and more forgiving to scratches and wear. See also page 33



SPOTTED GUM 1 STRIP | READYFLOR | GMR18SGSP

Nature and Nurture: Carry through the natural feel to the final details. Accessories in stone, felt, fur and leather feel warm and luxurious. Refined forms and clean lines will give the look a modern edge.



SPOTTED GUM 1 STRIP | READYFLOR | GMRF18SGSP



TASMANIAN OAK 1 STRIP | READYFLOR | GMRF18TOSP

Flooring and fashion is combined with the Tasmanian Oak's celebration of clean lines and grace. Its holistic hue adds a homeliness to any living space.



SYDNEY BLUE GUM 1 STRIP | READYFLOR | GMRF18SBGSP



JARRAH 1 STRIP | READYFLOR | GMRF18JSP

Warm tones are back and better than ever. On the flooring front, Australian red timbers are blazing the trail. These species become richer with time to fill spaces with unmatched ambience. There are all sorts of ways to introduce the fire of red into your home. Rooms with lots of natural light can take a deeper, richer red such as Jarrah while the blushing tones of Sydney Blue Gum will switch on the lights in dark spaces.

INTERNATIONAL

A collection of the world's finest hardwoods.



MERBAU 1 STRIP | READYFLOR | MRF18MSP

ReadyFlor®



WHITE OAK 1 STRIP | READYFLOR | MRF18OSP

Like a glorious sunrise, the White Oak tickles a living space with its freshness and opulence. Whether the furnishings are traditional or contemporary, this floor will set the scene to something special.



RED IRONWOOD | STRIP | READYFLOR | GMRF18RISP

All fired up! Setting interiors ablaze, cherry and copper tones like Red Ironwood and Kempas are this year's balmiest trend.



KEMPAS 1 STRIP | READYFLOR | MRF18KSP

The diversity and complexity of the Kempas is exquisite and refined. The multi-layered colours on offer are a festival for the senses.



DESIGNER

A collection that brings style and flair to your home

OLD GREY OAK MATT | PALAZZO | PAL 1346

With uncompromised depth and warmth, these oak matt floors embrace a cosiness like a favourite winter coat. Dazzling with both light and dark furnishings, this exotic grey hue in the Palazzo range recreates old charm in a contemporary space.

Palazzo



VINTAGE OAK MATT | PALAZZO | PAL 1344

The wide luscious boards in the Vintage Oak Matt give any room a feeling of light and space, without compromising on ambience. The extraordinary detail and authentic modern charm is copied with its purity and exquisite quality.



LIMED GREY OAK | PALAZZO | PAL 1345

Palatial by name, polished by nature – the Limed Grey Oak creates an alluring presence that demands to be noticed. Its stylish wood structure makes this flooring classic and charming at the same time.



LIMED GREY OAK | PALAZZO | PAL 1345

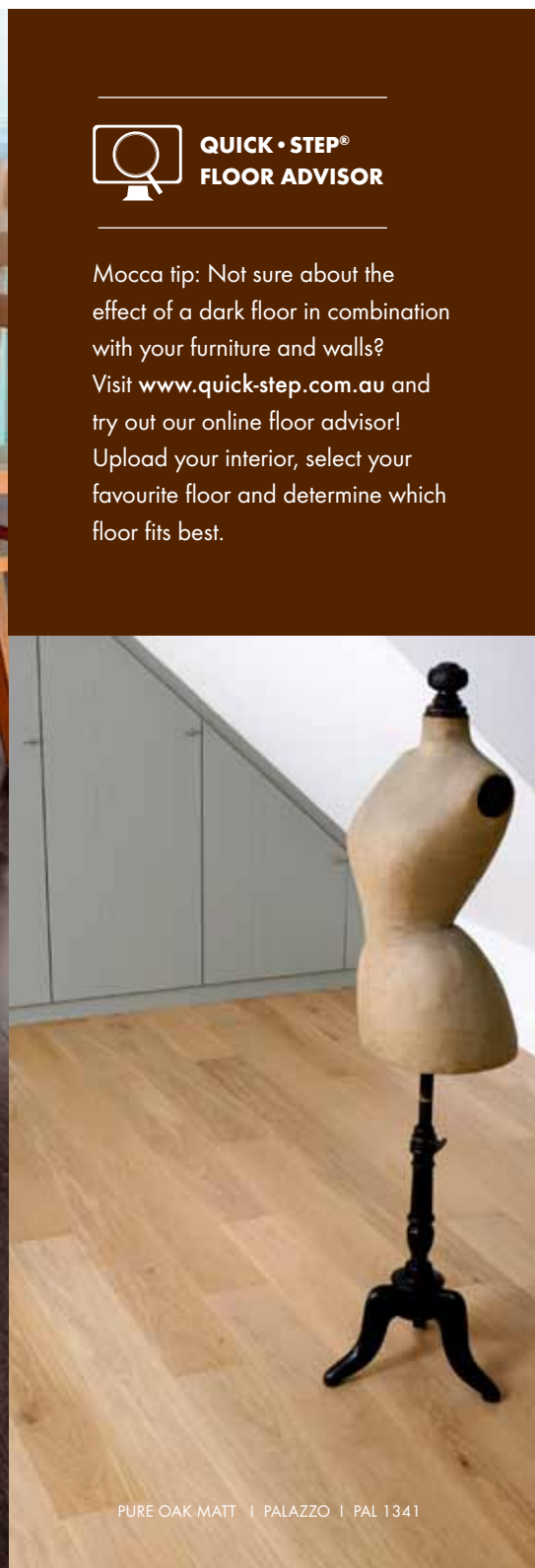


FOSSIL OAK MATT | PALAZZO | PAL 1342

First impressions count and with the Fossil Oak Matt, its distinctive look and natural highlights ooze uniqueness and individuality. Contemporary and classic furnishings simply pop.



MOCCA OAK MATT | PALAZZO | PAL 1348



PURE OAK MATT | PALAZZO | PAL 1341

The Mocca Oak Matt epitomises a clean palette and provides a perfect foundation for a room that demands style and chic.

The new Pure Oak Matt natural hue direct from the fashion houses of Europe exudes clean lines and distinctive glamour and sets the scene for any Australian living space to be smart and beautiful.



QUICK-STEP®
FLOOR ADVISOR

Mocca tip: Not sure about the effect of a dark floor in combination with your furniture and walls?

Visit www.quick-step.com.au and try out our online floor advisor!

Upload your interior, select your favourite floor and determine which floor fits best.

YOUR *guide*

FOR A PERFECT WOOD FLOOR

WOOD SPECIES

The wood species you choose determines the colour, surface texture and feel of your floor - and by consequence the whole atmosphere of your interior. In this collection, you can choose from several wood species.



BLACKBUTT

Blackbutt is an Australian hardwood with excellent hardness. It may contain prominent gum veins and insect marks. It may also contain some fine surface cracks (known as surface checks).



TASMANIAN OAK

Tasmanian Oak is a blend of pink/straw coloured hardwood species of moderate hardness from Tasmania. Some small surface splits (known as checks) are an occasional characteristic of Tasmanian Oak.



SPOTTED GUM

Spotted Gum is an Australian hardwood with wide colour variation and excellent hardness. It may contain some fine surface cracks.



SYDNEY BLUE GUM

Sydney Blue Gum is another Australian hardwood with pronounced colour variation. Colours range from cream & light greys through to dark red. Sydney Blue Gum often contains scribbly borer marks, creating a floor with real character!



JARRAH

Jarrah is a very durable hardwood from Western Australia which ranges in colour from pale pink/grey to deep reds. Jarrah will darken after installation, turning a deeper red and becoming slightly more uniform in colour.



OAK

Oak is a popular hardwood from North America or Europe. It ranges in colour from pale straw to mid brown and offers distinctive and desirable grain patterns.



*Approx. 7.0

KEMPAS

Kempas is a very durable, reddish brown hardwood from South East Asia. Kempas should not be installed over heated subfloors. Kempas will tend to darken after installation. It will start pink to light red and turn to deep red over the first months of installation.



*Approx. 8.6

MERBAU

Merbau is a reddish brown hardwood of excellent durability from South East Asia. It often contains a yellowish fleck in the grain.



**Approx 10.5

RED IRONWOOD

Red Ironwood is a red/brown hardwood of excellent hardness. Red Ironwood can contain small surface splits (known as checks) and the occasional tannin mark in some boards. Red Ironwood will darken after installation. It will start pink to light red/brown and turn to deep red/brown over the first few months.

*HARDNESS JANKA RATING

The Janka Rating is a measure of the resistance of the wood to indentation. The higher the number, the harder the timber. All ReadyFlor® products feature a hardwood surface and core.

▲ Blackbutt, Spotted Gum and Red Ironwood are not recommended with heated sub-floors.

IMPORTANT TIMBER FACTS

Remember wood flooring is not colour fast. Whenever samples or flooring are exposed to natural light, they will change colour. This is a natural part of wood.

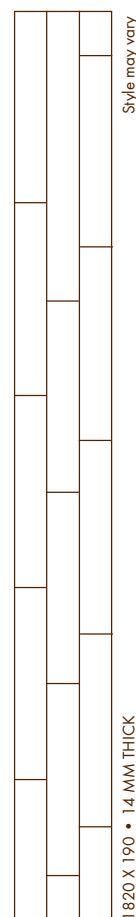
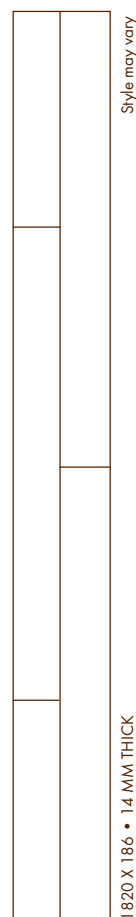


Blackbutt and Spotted Gum are prone to fine cracks due to natural changes in moisture content.
Read more on page 31.

CHOOSE YOUR Style

Size matters! Quick-Step Timber features a genuine 1820mm long plank. The perfect size for any application.

SINGLE PLANK

PATTERN PLANK



QUICK-STEP READYFLOR 1 STRIP

Australian Collection:

1820 x 134 mm

International Collection:

1820 x 145 mm



QUICK-STEP PALAZZO

Long wide oak
planks.



QUICK-STEP READYFLOR 2 STRIP

Multistrip planks



QUICK-STEP READYFLOR 3 STRIP

Multistrip planks



* NOTE:

1 strip boards feature nested lengths. At Quick-Step, we know that when you want a stunning one strip floor, you don't want it full of short pieces (called nested lengths), that's why we minimise our nested length ratio lower than almost every other brand... to give you the look you deserve.



Timber is a living product. If not properly manufactured, prepared, treated or installed, timber flooring can warp, twist or delaminate and generally behave in a manner quite contrary to your expectations.

IT'S ONLY NATURAL...

Remember that timber is a natural product, so gum veins, knots and other natural features are often present, adding to the natural beauty of your timber floor. Colour variation is also to be expected and distinguishes your Quick-Step Timber as natural timber, not a manufactured imitation. While Quick-Step Timber is certainly resistant to day-to-day life in both residential or commercial applications, Quick-Step Timber is genuine timber flooring therefore proper care and maintenance is required to avoid unnecessary marking and scratching. Also remember that there is always some slight noise associated with any wood flooring systems, this is a normal part of wood flooring and may vary from time to time with the climate. More tips and tricks on page 44.

IT IS ESSENTIAL TO CREATE A HABITABLE AND TIMBER FRIENDLY INDOOR ENVIRONMENT

Timber floors should not be installed more than two weeks prior to a new dwelling being occupied and curtains, blinds and/or window tinting being installed so that the floor will experience normal 'interior' conditions. Otherwise, extreme indoor conditions may lead to cracking, shrinking, cupping or other distortion of the wood flooring. Such damage resulting from extreme conditions is not covered by warranty.

LIFETIME WARRANTY

DOMESTIC USE

Our manufacturing methods are regarded as among the finest in the world. That's why all Quick-Step Timber is sold with a Lifetime Structural Warranty and a Lifetime Domestic Warranty. It's your assurance of a naturally beautiful floor for many, many years.

Quick-Step Timber Lifetime Structural Warranty covers warping, twisting and delamination of any board in your floor as a result of manufacturing fault.

With the superior S.R.T. Coating, Quick-Step Timber is sold with a Lifetime Warranty covering wear through of the finished surface to raw timber.

Of course, both warranties offered are conditional on your floor being installed and maintained in accordance with our instructions. Full terms and conditions of all warranties, installation and maintenance instructions should be viewed at www.quick-step.com.au or requested from your local Quick-Step Retailer.

LIFETIME UNICLIC[®] MULTIFIT[®] WARRANTY

DOMESTIC USE

ReadyFlor® *Australian*

A COLLECTION OF AUSTRALIA'S MOST POPULAR WOOD FLOORING SPECIES.



1820 mm x 134 mm	
1820 mm x 145 mm	
1820 mm x 186 mm	
1820 mm x 190 mm	
1820 mm x 190 mm	

Blackbutt



BLACKBUTT 1 STRIP
GMRF18BBTSP
*ALSO AVAILABLE IN MATT BRUSHED

GLOSS
P12



BLACKBUTT 2 STRIP
GMRF18BBTDP

GLOSS



BLACKBUTT 3 STRIP
GMRF18BBT

GLOSS

Tasmanian Oak



TASMANIAN OAK 1 STRIP
GMRF18TOSP

GLOSS
P16



TASMANIAN OAK 2 STRIP
GMRF18TODP

GLOSS



TASMANIAN OAK 3 STRIP
GMRF18TO

GLOSS

Spotted Gum



SPOTTED GUM 1 STRIP
GMRF18SGSP
*ALSO AVAILABLE IN MATT BRUSHED

GLOSS
P14



SPOTTED GUM 2 STRIP
GMRF18SGDP

GLOSS



SPOTTED GUM 3 STRIP
GMRF18SG

GLOSS

The illustrated patterns and colours are only an image and not a full overview of all the different nuances within the natural unique design of a wood floor. For a representative view of the surface structure and variation of a plank, take a look at the big samples on display and ask your dealer for more advice.

Jarraah



JARRAH 1 STRIP
GMRF18JSP

GLOSS
P17



JARRAH 2 STRIP
GMRF18JDP

GLOSS



JARRAH 3 STRIP
GMRF18J

GLOSS

Sydney Blue Gum



SYDNEY BLUE GUM 1 STRIP
GMRF18SBGSP


GLOSS
P17



SYDNEY BLUE GUM 2 STRIP
GMRF18SBGDP

GLOSS

SPOTTED GUM 1 STRIP AND BLACKBUTT 1 STRIP ARE NOW ALSO AVAILABLE IN MATT BRUSHED FINISH




THE NEW RUSTIC

Want something different than a gloss finish? Blackbutt 1 strip and Spotted Gum 1 strip are now also available in matt brushed finish. Texture is the buzzword for flooring now with sawcuts, reclaimed finishes and industrial details set to trend. The all-new Spotted Gum and Blackbutt in Matt Brushed finish offer the beauty of the well-known and popular Australian species in a natural, rustic look. These designs are very different from their glossy siblings, and more forgiving to scratches and wear.

NEW

ReadyFlor® INTERNATIONAL

A COLLECTION OF THE WORLD'S FINEST HARDWOODS.



WHITE OAK



WHITE OAK 1 STRIP
MRF18OSP

LOW SHEEN
P19



WHITE OAK 2 STRIP
MRF18ODP

LOW SHEEN



WHITE OAK 3 STRIP
MRF18O

LOW SHEEN

KEMPAS



KEMPAS 1 STRIP
MRF18KSP

LOW SHEEN
P21



KEMPAS 2 STRIP
MRF18KDP

LOW SHEEN



KEMPAS 3 STRIP
MRF18K

LOW SHEEN

MERBAU



MERBAU 1 STRIP
MRF18MSP

LOW SHEEN
P18



MERBAU 2 STRIP
MRF18MDP

LOW SHEEN



MERBAU 3 STRIP
MRF18M

LOW SHEEN

The illustrated patterns and colours are only an image and not a full overview of all the different nuances within the natural unique design of a wood floor. For a representative view of the surface structure and variation of a plank, take a look at the big samples on display and ask your dealer for more advice.

RED IRONWOOD

RED IRONWOOD 1 STRIP
GMRF18RISPGLOSS
P20RED IRONWOOD 2 STRIP
GMRF18RIDP

GLOSS

Palazzo DESIGNER

A COLLECTION THAT BRINGS STYLE AND FLAIR TO YOUR HOME




1820 mm x 134 mm

1820 mm x 145 mm

1820 mm x 186 mm

1820 mm x 190 mm

1820 mm x 190 mm



EUROPEAN OAK

PURE OAK MATT
PAL 1341MATT BRUSHED
P27VINTAGE OAK MATT
PAL 1344MATT BRUSHED
P23FOSSIL OAK MATT
PAL 1342MATT BRUSHED
P26LIMED GREY OAK
PAL 1345MATT BRUSHED
P24OLD GREY OAK MATT
PAL 1346MATT BRUSHED
P22MOCCA OAK MATT
PAL 1348MATT BRUSHED
P27



IT'S THE *details* THAT
MAKE THE DIFFERENCE



Discover all Quick-step accessories for a perfectly finished floor. There's a solution for every situation, it's easy and you get a professional result.

WARRANTY

The use of products other than the Quick-Step accessories might cause damage to the Quick-Step floor. In such case the guarantee provided by Quick-Step will be void. We therefore strongly recommend to use only Quick-Step accessories as these have been especially designed and tested for use with Quick-Step floor panels.

Installing A WOOD FLOOR HAS NEVER BEEN SO EASY



You can install your floor yourself or have it done by a professional, but thanks to the fantastic Uniclic® Multifit system, you can install your wood planks in a click. In contrast to most other click profiles or traditional tongue and groove profiles, your engineered wood floor can be installed fast and in all kinds of situations.

QUICK

The design of the Uniclic® Multifit system is such that the installation of long planks has never been faster and easier. Professional installers claim you can install Quick-Step wood flooring up to 30% faster than wood flooring with traditional installation methods.

EASY

Just click your planks together using the method that works best for you and there's no chance of you damaging the floor panels. Even if you want to reinstall your planks, the Uniclic® Multifit system makes it easy to lift them up and replace them when necessary.

VERSATILE

With a single Uniclic® Multifit profile, you can install your engineered wood floor anywhere using one of the 3 possible methods:



TIP

Check
www.quick-step.com.au
for an installation
demo.




No other click system can match the combination of all these advantages. That's why Quick-Step provides a lifetime warranty on the Uniclic® Multifit System.



1 TO INSTALL A LARGE AREA FAST & EASILY

METHOD 1: DROP DOWN

Click the panel in the long side, slide your floorboard towards each other on the short side and press down.



2 TO INSTALL THE FIRST ROW OF PLANKS

METHOD 2: ANGLING


Click the panels first on the short side and click the long sides together.



3 TO INSTALL IN DIFFICULT AREAS

METHOD 3: HORIZONTAL INSERTION

In contrast to many other brands, Quick-Step timber floors can also be inserted horizontally. This is very important when installing the last row of planks, or in places where it is difficult or even impossible to tilt them (under door frames or radiators, for example).



QUICK • STEP® INSTALLATION KIT

For the best installation of your floor without damaging it.

Content: 1 crowbar, 1 tapping block, 40 spacers (to guarantee the correct expansion joint)

Click the panel in the long side, use hammer and tapping block and slide the floorboards together.



IMPORTANT NOTE:

Quick-Step Multifit is generally installed without any need for hammer and block, however, tapping on the end of panels may sometimes be necessary to fit into profiles or under door jams. Care should be taken when tapping up end joints, to not make contact with the plastic tongue. Damage to the tongue may result in poor joint strength and possible end joint variation.



THE *right underfloor* PREPARATION

FLOATING

AN UNDERLAY IS NOT AN IDLE LUXURY

PERMANENTLY SOUND-ABSORBING

Quick-Step underlays are top quality and maintain their initial thickness over the years. Which means they will continue to dampen sounds such as the tapping of high heels. Combi-Lay sets the industry benchmark as quality underlay.

IDEAL FOR UNICLIC® MULTIFIT

The smooth surface of the underlays prevents parts of the underlay from getting stuck in between the Uniclic® tongue and groove during installation. Moreover all Quick-Step underlays offer a stable base protecting the Uniclic® Multifit system.

2 IN 1: PROTECTS AGAINST DAMP TOO

A Quick-Step underlay will reduce preparation time for the installation of your floor by half. The damp-proof and moisture-resistant membrane (DPM) with an adhesive strip has already been integrated into the levelling underlay. This will save you a lot of time and effort.

SUITABLE FOR FLOOR HEATING

All Quick-Step underlays are suitable atop floor heating systems. Check the website for more information or ask your retailer for advice.

GLUED DOWN



QUICK • STEP® COMBI-LAY STANDARD

Combi-Lay Standard is no normal underlay. The dense, closed cell polyolefin foam provides excellent support, with good reduction of both reflected and impact noise.

QUIET • STEP® COMBI-LAY

Quiet-Step Combi-Lay is the first choice where a quiet step sound and maximum reduction in multi-storey noise is required. This high density underlay has no match in the market when it comes to reducing foot fall noise, with a reduction of up to 30% over standard underlays.

Quick-Step Timber can also be directly adhered to a well prepared sub floor. Whilst direct sticking wood flooring has some advantages (reduction of foot sound), there are also disadvantages that need to be considered. More information can be obtained at your local Quick-Step dealer.



YOUR QUICK • STEP® FLOOR DESERVES A *perfect finish!*



WHY QUICK • STEP® ACCESSORIES

Never before has such a comprehensive solution been offered for finishing of a wood floor collection in Australia. From the stairs to the thresholds, Quick-Step offers the perfect profile in real oak for all applications. The matching texture, colour and gloss level is used on every profile for that seamless and professional finish.



SCOTIA

No need to remove existing skirting boards, just cover the expansion joint with this handy solution.



PROFILES

The patented Incizo is a 5 in 1 profile for all applications including stairs. See next page for more details.



5 QUESTIONS,

1 Answer

Quick-Step's patented Incizo® profile is a multifunctional finishing tool. One and the same profile can be used for all the finishes of your floor and stairs.



1. HOW CAN I JOIN TWO FLOORS OF THE SAME HEIGHT?

With the Incizo® profile, cut as an expansion profile.



2. HOW CAN I SOLVE TRANSITION FROM ONE FLOOR DOWN TO ANOTHER?

Use the Incizo® profile, cut as an adapter/ramp profile.



3. HOW DO I FINISH MY QUICK-STEP® WOOD FLOOR UP TO A SLIDING DOOR OR THRESHOLD?

You can cut the Incizo® profile into a clean end profile.



4. HOW CAN I FINISH MY WOOD FLOOR TO A CARPET, AND HAVE A BEAUTIFUL FINISH?

Use the Incizo® profile, cut as a clean end profile.

5. HOW DO I PERFECTLY FINISH MY STAIRS?

Use the Incizo® profile in one of the 4 ways.





1. Glue the plank to the riser. The spacers ensure that sufficient space is left underneath to fit in the step.



2. Glue and screw the aluminium sub-profile on the step.



3. Apply glue to the sub-profile and the step. Spread out the glue across the sub-profile.



4. Place a plank on the step against the rising edge of the sub-profile.



5. Apply glue to both sides of the Incizo® base.



6. Press the Incizo® profile onto the sub-profile.



INCIZO® SUBPROFILE FOR STAIR APPLICATION QSWINCPBASE(-)

- Dimensions: 215 cm x 1.2 cm x 7.35 cm
- To be ordered separately

INCIZO® WOOD PROFILE QSWINCP(-)

- Dimensions: 215 cm x 1.6 cm x 7.35 cm
- Content: 1 Incizo®, 1 cutter, 1 plastic rail

WHY QUICK • STEP® INCIZO®?

- **5 DIFFERENT APPLICATIONS**
with a single product.
- **PRACTICAL**
You create the profile you need for a perfect finish to your floor.
- **ECONOMICAL**
You can use any spare pieces of profile for other purposes, you won't have any excess profiles or leftovers.
- **SIMPLE**
You always have the right solution at hand.
- **NO INCONVENIENT SEAMS**
In comparison with other types of multifunctional profiles.

KEEPING YOUR *Floor* IN TOP CONDITION IS EASY



QSCK

QUICK • STEP® CLEANING KIT QSCK

All Quick-Step floors are low-maintenance. They stay clean with the purpose-made Quick-Step cleaning kit. Practical and easy to use, it comes with a mop holder with adjustable handle, a microfibre mop you can wash and the Quick-Step cleaning product. You can use the mop dry or slightly moist.

Also available individually:

- > **Quick • Step® Replacement mop cloth**
QSRMC
- > **Quick • Step® Cleaning product 750ml**
QSM750



QSM750



QSREPAIR

QUICK • STEP® REPAIR KIT QSREPAIR

Recreate the colour of damaged planks quickly and easily with 7 wax pieces selected to cover all Quick-Step floor colours.

Content: one melting knife, one cleaning comb, 7 wax blocks.



WATCH OUR REPAIR MOVIE

Showcasing how to repair your timber floor.

TOP TIPS TO KEEP YOUR FLOOR IN TOP CONDITION

Placing dirt trapping mats at external entrances and felt floor protectors under all furniture is recommended.

Where possible, use rubberised castors and wheels designed for hard flooring and vinyl chair mats under castor wheels and office chairs. Remove small stones and grit with a soft bristle broom or vacuum to help prevent scratching. Quick-Step Timber should also be protected from excessive heat and sunlight. The use of steam mops and stiletto heels should also be avoided. For regular maintenance, use the Quick-Step Timber Cleaning Kit for best results.

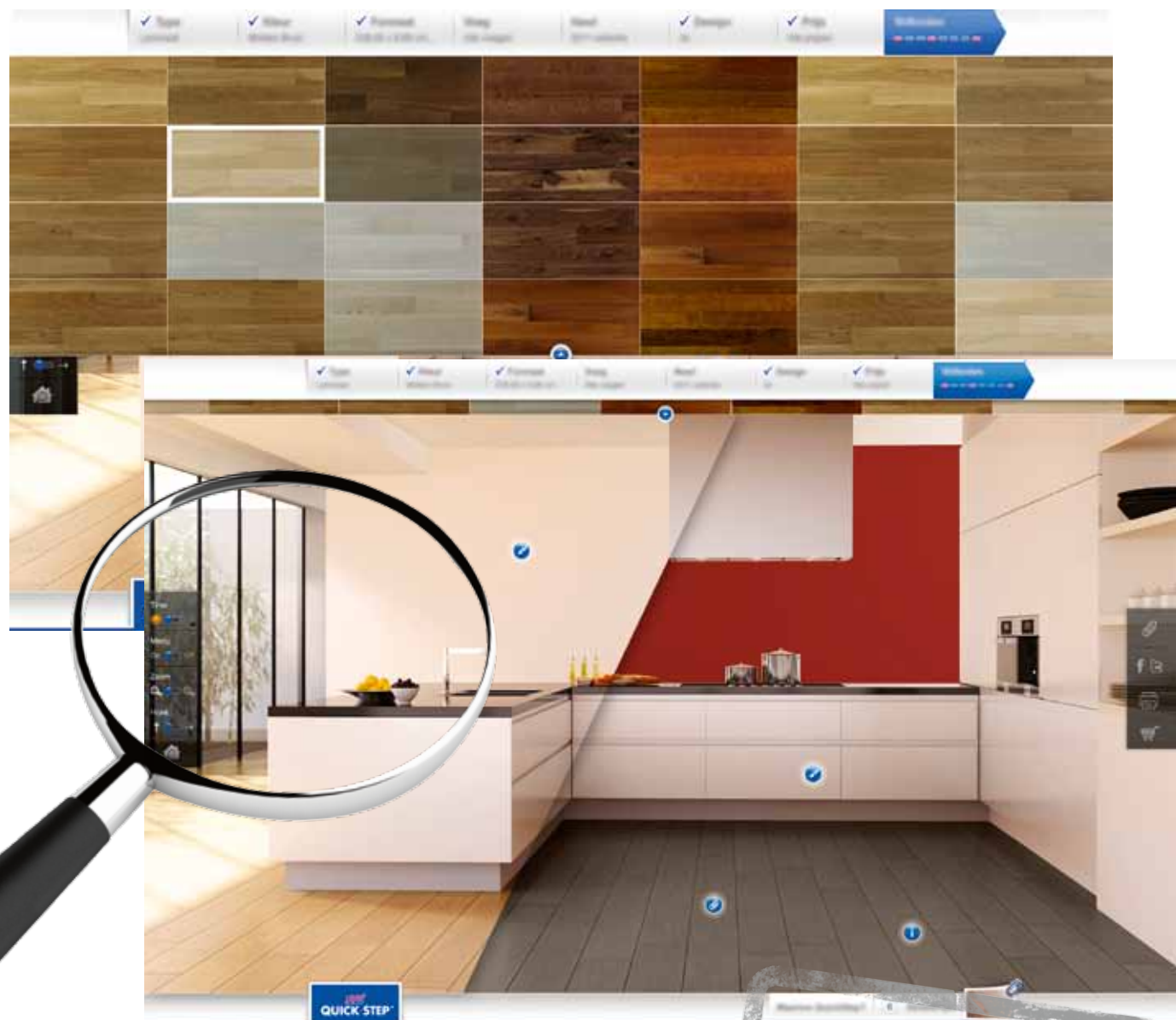
(For full maintenance guidelines go to www.quick-step.com.au)



TRY OUR *Floor Advisor*

Design your interior by selecting the layout of your room, and choosing the colour scheme for both your furniture and walls.

Chop and change the floor designs until you find what suits you best.



VISIT
WWW.QUICK-STEP.COM.AU

UPLOAD AN
IMAGE OF
YOUR ROOM

MATCHING *Accessories Guide*


NEW

YOUR FLOOR DESERVES A PERFECT FINISH

Flawlessly matching accessories are now available in all Quick-Step timber products. This all-new technology sees Quick-Step's commitment in perfecting all aspects of flooring by meticulously colour-matching trims and profiles for all applications including stairs across all timber ranges. See pages 41-43 for more information on available accessories.

Product code	Product description	Quick-Step SCOTIA More info see page 41	Quick-Step INCIZO More info see page 42
--------------	---------------------	--	--

READYFLOR 1-STRIP

	GMRF18BBTSP	BLACKBUTT	QSWSCOT01871	QSWINCP01871
	GMRF18TOSP	TASMANIAN OAK	QSWSCOT01874	QSWINCP01874
	GMRF18SGSP	SPOTTED GUM	QSWSCOT01872	QSWINCP01872
	GMRF18JSP	JARRAH	QSWSCOT01873	QSWINCP01873
	GMRF18SBGSP	SYDNEY BLUE GUM	QSWSCOT01875	QSWINCP01875
	MBMRF18BBTSP	MATT BRUSHED BLACKBUTT	QSWSCOT01865	QSWINCP01865
	MBMRF18SGSP	MATT BRUSHED SPOTTED GUM	QSWSCOT01866	QSWINCP01866
	MRF18OSP	WHITE OAK	QSWSCOTAU01335	QSWINCP01335
	MRF18KSP	KEMPAS	QSWSCOT01867	QSWINCP01867
	MRF18MSP	MERBAU	QSWSCOTAU01357	QSWINCP01357
	GMRF18RISP	RED IRONWOOD	QSWSCOT01870	QSWINCP01870

READYFLOR 2-STRIP







	GMRF18BBTDP	BLACKBUTT	QSWSCOT01871	QSWINCP01871
	GMRF18TODP	TASMANIAN OAK	QSWSCOT01874	QSWINCP01874
	GMRF18SGDP	SPOTTED GUM	QSWSCOT01872	QSWINCP01872
	GMRF18JDP	JARRAH	QSWSCOT01873	QSWINCP01873
	GMRF18SBGDP	SYDNEY BLUE GUM	QSWSCOT01875	QSWINCP01875
	MRF18ODP	WHITE OAK	QSWSCOTAU01335	QSWINCP01335
	MRF18KDP	KEMPAS	QSWSCOT01867	QSWINCP01867
	MRF18MDP	MERBAU	QSWSCOTAU01357	QSWINCP01357
	GMRF18RIDP	RED IRONWOOD	QSWSCOT01870	QSWINCP01870

Product code	Product description	Quick-Step SCOTIA More info see page 41	Quick-Step INCIZO More info see page 42
--------------	---------------------	--	--

READYFLOR 3-STRIP

	GMRF18BBT	BLACKBUTT	QSWSCOT 01871	QSWINCP 01871
	GMRF18TO	TASMANIAN OAK	QSWSCOT 01874	QSWINCP 01874
	GMRF18SG	SPOTTED GUM	QSWSCOT 01872	QSWINCP 01872
	GMRF18J	JARRAH	QSWSCOT 01873	QSWINCP 01873
	MRF18O	WHITE OAK	QSWSCOT AU01335	QSWINCP 01335
	MRF18K	KEMPAS	QSWSCOT 01867	QSWINCP 01867
	MRF18M	MERBAU	QSWSCOT AU01357	QSWINCP 01357

PALAZZO

	PAL 1341	PURE OAK MATT	QSWSCOT 01341	QSWINCP 01341
	PAL 1342	FOSSIL OAK MATT	QSWSCOT 01342	QSWINCP 01342
	PAL 1344	VINTAGE OAK MATT	QSWSCOT 01344	QSWINCP 01344
	PAL 1345	LIMED GREY OAK MATT	QSWSCOT 01345	QSWINCP 01345
	PAL 1346	OLD GREY OAK MATT	QSWSCOT 01346	QSWINCP 01346
	PAL 1348	MOCCA OAK MATT	QSWSCOT 01348	QSWINCP 01348

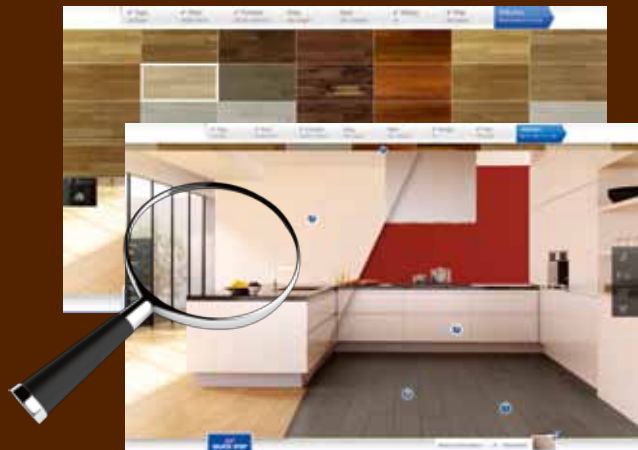
Premium

FLOORS AUSTRALIA

Sydney	Tel.: (02) 9982 3777
Melbourne	Tel.: (03) 9798 0808
Brisbane	Tel.: (07) 3273 3111
Adelaide	Tel.: (08) 8345 0455
Tasmania	Tel.: (03) 9798 0808
Northern Terr.	Tel.: (08) 8345 0455
Perth	Tel.: (08) 9240 1966

Commercial Division Tel.: (03) 9798 0808

► QUICK•STEP® FLOOR ADVISOR



Want to see this floor in your interior?
Visit www.quick-step.com.au and try out our
online floor advisor! Upload your interior,
select your favourite floor and determine
which floor fits best inside.



www.facebook.com/QuickStepFloors



@QuickStepFloor

► YOUR QUICK•STEP® POINT OF SALE

